

# DISTRESS SIGNALS

Wave both arms vertically

Use handheld flare to pinpoint precise position at night or in dull conditions

Parachute flare for use at long range offshore

White flare - collision warning

Handheld orange smoke to pinpoint precise position in bright conditions

NEVER fire a parachute flare if a helicopter is approaching.

NEVER fire into the wind

Fire rocket vertically

If windy fire 15° downwind

In low cloud fire at 45°

Orange smoke for use by day - especially in strong sunlight

Hoist 'V' at yardarm

Hoist anchor ball over any 'flag' up forestay

Floating orange smoke

Signal Morse S O S by sound or light

Reproduced by kind permission of the RYA


# LIFE SAVING SIGNALS

## Search and Rescue Unit Replies

You have been seen, assistance will be given as soon as possible.




Orange smoke flare



Three white star signals or three light & sound rockets fired at approx. 1 minute intervals.

## Shore to Ship Signals

Safe to land here



Unsafe to land here. Additional signals mean safer landing in direction indicated



Horizontal waving of white flag, light or flare. Morse S. Putting one flag, light or flare on ground and moving off with a second indicates direction of safer landing.

## Surface to Air Signals

Message

I require assistance

International Code of Signals V ICAO Visual Signals V

I require medical assistance

International Code of Signals W ICAO Visual Signals W

No or Negative

International Code of Signals N ICAO Visual Signals N

Yes or affirmative

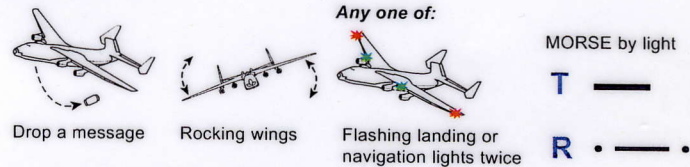
International Code of Signals C ICAO Visual Signals Y

Proceeding in this direction




## Air to Surface Replies

Message understood

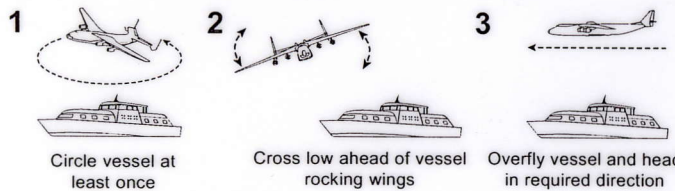


Message NOT understood - Repeat




## Air to Surface Direction Signals

Sequence of 3 manoeuvres meaning proceed in this direction



Your assistance is no longer required




Cross low astern of vessel rocking wings

As a non preferred alternative to rocking wings, varying engine tone or volume may be used.

## Surface to Air Replies

Message understood - I will comply



I am unable to comply



Reproduced by kind permission of MCA. It is believed that this document meets the requirements of SOLAS V for leisure craft to carry an illustrated presentation of Life Saving Signals. Adapted by North West Venturers Yacht Club for cabin display.

